



FABTECH

North America's Largest Metal Forming,
Fabricating, Welding, and Finishing Event

2026 Audience Profile

October 21-23, 2026 | Las Vegas, NV

FABTECHEXPO.COM

Event Partners



FMA



PMA





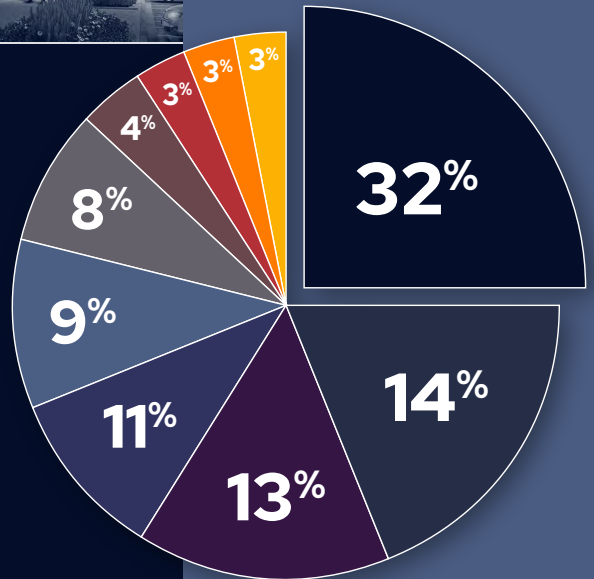
© Las Vegas Convention Center

WHAT TO EXPECT

- Attendance: **31,000+**
- Exhibitors: **1,400+**
- Sq. Footage: **725,000+**

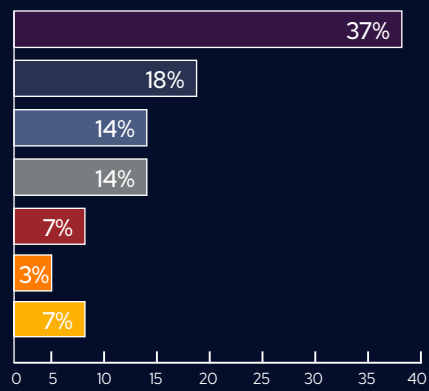
AUDIENCE PROFILE

- Owner, Company Mgmt/Corporate Executive **32%**
- Sales & Marketing 14%
- Manufacturing Engineering, Design Engineer 13%
- Other Job Functions 11%
- Manufacturing Production 9%
- Foreman/Leader/Supervisor 8%
- Welder/Machine Operator 4%
- Distributor 3%
- Product Design and R&D 3%
- Purchasing 3%



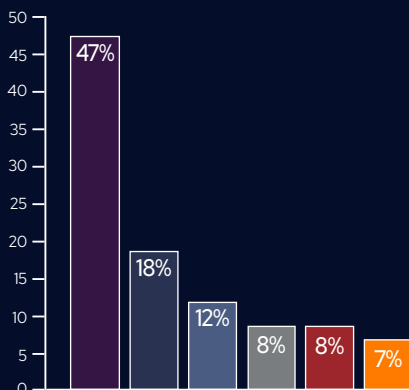
COMPANY SIZE Number of Employees

- Less than 20 37%
- 20 – 49 18%
- 50 – 99 14%
- 100 – 249 14%
- 250 – 499 7%
- 500 – 999 3%
- 1,000 or more 7%



TYPE OF COMPANY

- Job Shop/Contract Manufacturer 47%
- Other 18%
- OEM 12%
- Supplier 8%
- Dealer/Distributor 8%
- Non-Manufacturer 7%



Source for all Audience Statistics: FABTECH Las Vegas Audience Survey and Registration Data.

TOP 3 REASONS VISITORS ATTEND



See/evaluate new products and technology



Compare products side-by-side



Keep up with industry trends

56% are first time FABTECH visitors.

56% attend no other trade show.



TOP 10 INDUSTRIES

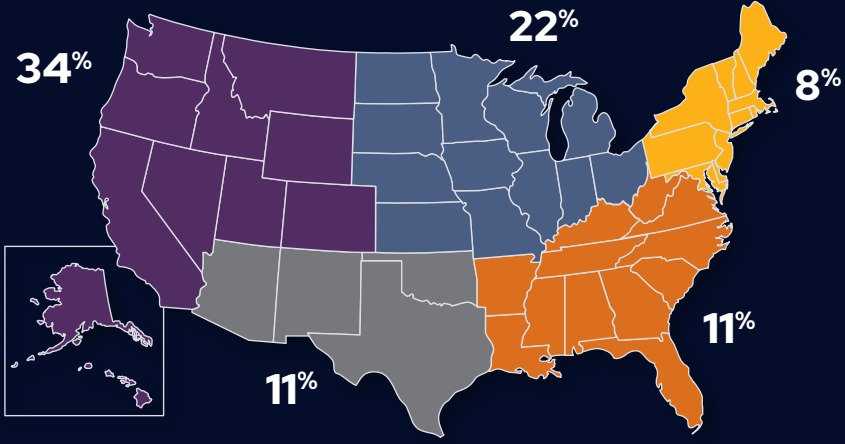
- Aerospace
- Agriculture
- Automotive
- Construction
- Energy
- Heavy Equipment
- Mining/Utilities/Power Generation
- Military/Defense
- Oil & Gas
- Other Transportation

TOP ATTENDING COMPANIES

These industry-leading companies sent representatives to FABTECH to research and purchase manufacturing equipment.

- | | | | | |
|---------------------|---------------------|-------------------------------|---------------------------|-----------------------|
| Altec Industries | Eaton | Hirschfield Industries | Lockheed Martin | SpaceX |
| Apple | Electrolux | Honeywell | Magna International | Stryker |
| Autodesk | Emerson | Huntington Ingalls Industries | Newport News Shipbuilding | Tesla Motors |
| B&W Trailer Hitches | Eaton Controls | Ingersoll Rand | Northrup Grumman | The Spaceship Company |
| Bell Helicopter | Ford Motor Company | JAC Products | Nucor Steel | Toyota |
| Boeing | General Dynamics | John Deere | Parker Hannefin | US Air Force |
| BrassCraft | General Electric | Johnson Controls | Polaris Industries | Whirlpool Corporation |
| Cottrell Inc. | General Motors | Kawasaki Motors Manufacturing | Procter & Gamble | |
| Crown Equipment | Greenheck Fan Corp. | Little Giant Ladders | Siemens | |
| Delphi | HCR Racing | | Solar Turbine | |
| Delta Airlines | Herman Miller | | | |

ATTENDANCE BY REGION



15% of attendees came from countries outside of the U.S. including:

- Australia
- India
- South Korea
- Canada
- Italy
- Turkey
- China
- Japan
- ...and more
- Germany
- Mexico

EXHIBITOR STATS

93% of exhibitors are satisfied or very satisfied with the FABTECH show overall.

83% of exhibitors would recommend FABTECH to a colleague.

75% of exhibitors expect to derive a positive ROI from FABTECH.

Source: FABTECH Las Vegas Exhibitor Survey

“ FABTECH is a great place to demo our products live, in-person. It’s helped us reach new customers we otherwise wouldn’t have. ”

- Exhibitor



BUYING POWER

83% of FABTECH attendees influence or approve equipment purchases in their companies.

54% of attendees plan to make a product purchase in the next 12 months.

40% of the FABTECH audience had equipment budgets that exceeded \$200,000.

BUDGET

Up to \$50,000.	38%
\$50,001 - \$200,000.	22%
\$200,001 - \$500,000.	13%
\$500,001 - \$1,000,000.	12%
\$1,000,001 - \$5,000,000. ...	10%
Over \$5,000,000.	5%

Source for all Audience Statistics: FABTECH Las Vegas Audience Survey and Registration Data.

PRODUCT INTEREST (Multiple Response)

Cutting	45%	Fastening & Joining	23%
Welding Machines	45%	Saws	23%
Bending & Forming	42%	Waterjet.	23%
Lasers	37%	Additive Manufacturing	22%
Arc Welding	36%	Tool & Die	22%
Press Brakes.	33%	Maintenance & Repair	22%
Welding Consumables.	33%	Safety & Environmental	19%
Robotics	32%	Inspection & Testing	19%
Material Handling	29%	Software, Machine Controls ...	18%
Punching.	28%	Stamping	16%
Tube & Pipe Fabricating	28%	Finishing/Plating.	15%
Assembly	27%	Gases & Gas Equipment.	15%
Tooling.	26%	Brazing & Soldering	14%
Finishing/Paint & Powder Coating	26%	Tube & Pipe Producing	14%
Metal Suppliers	26%	Business Services.	10%
Plate & Structural Fabricating ...	25%	Coil Processing	10%

FABTECH

DON'T MISS YOUR CHANCE TO EXHIBIT IN 2026!

Contact a member of our sales team or visit fabtechexpo.com/exhibit to learn how exhibiting at a FABTECH 2026 event can benefit your business.



MAY 12-14, 2026
MEXICO CITY, MX



JUNE 9-11, 2026
TORONTO, ON



OCT 26-28, 2026
LAS VEGAS, NV